

HVR620

PRV : 2000 Volts
Io : 6 Ampere

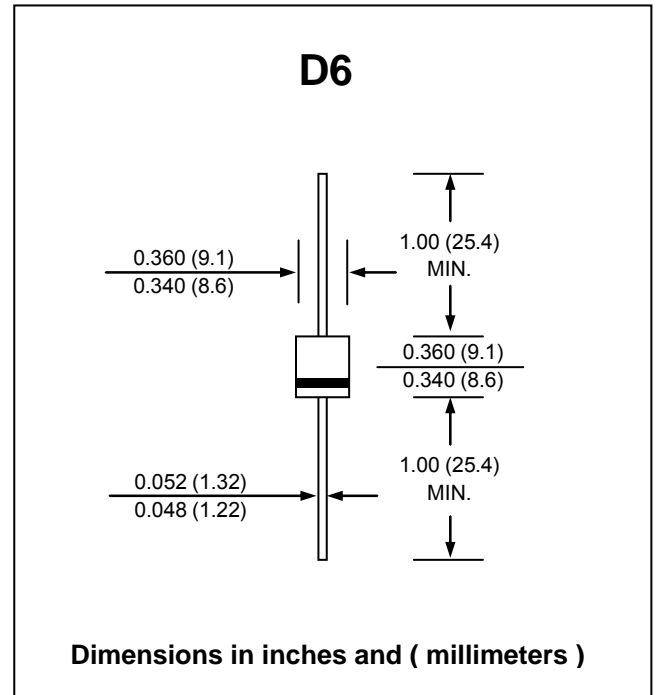
FEATURES :

- * Glass passivated junction chip
- * High surge current capability
- * High reliability
- * Low reverse current
- * Low forward voltage drop
- * **Pb / RoHS Free**

MECHANICAL DATA :

- * Case : Void-free molded plastic body
- * Epoxy : UL94V-0 rate flame retardant
- * Lead : Axial lead solderable per MIL-STD-202, Method 208 guaranteed
- * Polarity : Color band denotes cathode end
- * Mounting position : Any
- * Weight : 2.1 grams

GLASS PASSIVATED JUNCTION SILICON RECTIFIER



MAXIMUM RATINGS AND ELECTRICAL CHARACTERISTICS

Rating at 25 °C ambient temperature unless otherwise specified

RATING	SYMBOL	VALUE	UNIT
Maximum Repetitive Peak Reverse Voltage	V_{RRM}	2000	V
Maximum RMS Voltage	V_{RMS}	1400	V
Maximum DC Blocking Voltage	V_{DC}	2000	V
Maximum Average Forward Current 0.375"(9.5mm) Lead Length $T_a = 60\text{ }^\circ\text{C}$	$I_{F(AV)}$	6.0	A
Maximum Peak Forward Surge Current 8.3ms Single half sine wave Superimposed on rated load (JEDEC Method)	I_{FSM}	200	A
Maximum Instantaneous Forward Voltage at $I_F = 6.0\text{ A}$.	V_F	2.0	V
Maximum DC Reverse Current $T_a = 25\text{ }^\circ\text{C}$	I_R	10	μA
at rated DC Blocking Voltage $T_a = 100\text{ }^\circ\text{C}$	$I_{R(H)}$	100	μA
Operating Junction Temperature Range	T_J	- 55 to + 150	$^\circ\text{C}$
Storage Temperature Range	T_{STG}	- 55 to + 150	$^\circ\text{C}$



RATING AND CHARACTERISTIC CURVES (HVR620)

FIG.1 - DERATING CURVE FOR OUTPUT RECTIFIED CURRENT

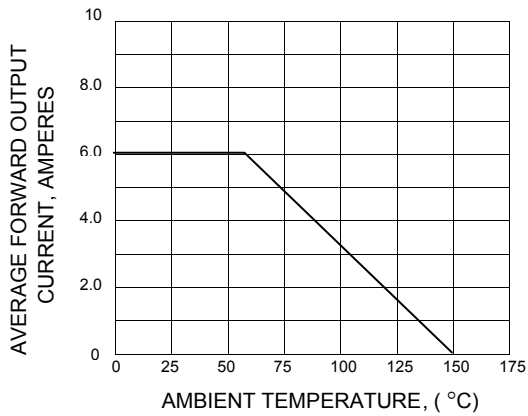


FIG.2 - MAXIMUM NON-REPETITIVE PEAK FORWARD SURGE CURRENT

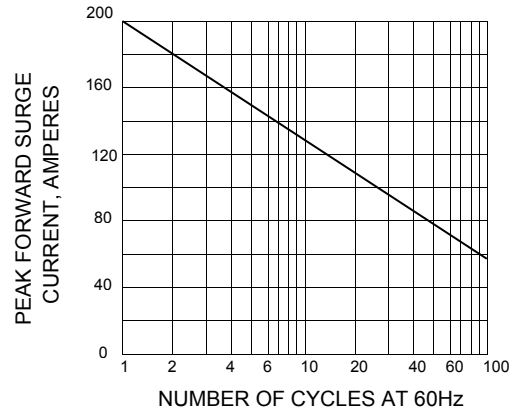


FIG.3 - TYPICAL FORWARD CHARACTERISTICS

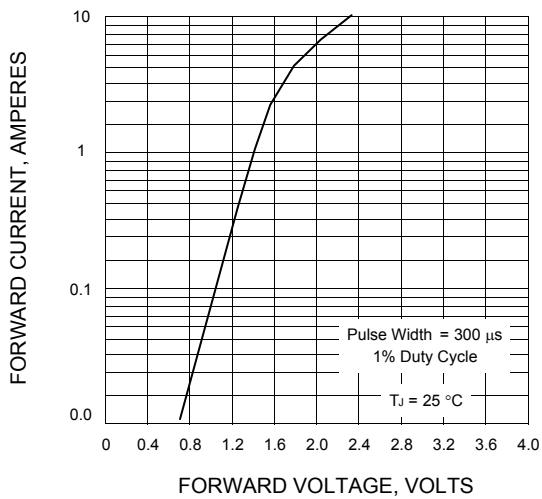


FIG.4 - TYPICAL REVERSE CHARACTERISTICS

